




SWM281

SWM281 Gigabit Ethernet managed switch



Energy & utilities



Enterprise



Industrial & automation



Retail



Smart city

L2+

Advanced routing protocols & VLAN segmentation

HYBRID CONNECTIVITY

24 Gigabit Ethernet with 4 SFP ports for density and long-distance connectivity

CLOUD-ENABLED

Shipped with 2 years of RMS Management

PROTOCOLS

Profinet, MRP, and EtherNet/IP for mixed industrial environments

Ethernet

Fiber	4 x SFP ports
IEEE 802.3 series standards	802.3i, 802.3u, 802.3ab, 802.3x, 802.3az
ETH	Multi-layer managed 24 x ETH ports, 10/100/1000 Mbps, supports auto MDI/MDIX crossover

INDUSTRIAL PROTOCOLS

Profinet	Profinet Class B conformance (available with optional order code)
----------	---

Services

EtherNet/IP	Yes
SNMP V2, V3	Yes
LLDP	Yes
Network Management	802.1p class of service, 802.1x port-based network access control, 802.1Q VLAN

Network

Routing	Dynamic routing (BGP, OSPF v2, RIP v1/v2, EIGRP)
MRP	MRP client role, MRP manager role
L2 features	Loop protection, Forwarding table, VLAN, STP/RSTP
DHCP	DHCP server, DHCP client, DHCP static leases capable of using MAC with wildcards
Port Settings	Enable/disable, link speed control, port isolation, EEE (802.3az) management, Port Mirroring
L3 Features	Static IPv4 routing, static IPv6 routing, DHCPv6 client, static IPv6 address

QoS

QoS	Port priority, DSCP priority, 802.1p priority, TOS
Scheduling method	SP/WFQ/WRR
Bandwidth control	Rate limiting, storm control
Traffic Shaper	Port-based shaping

Diagnostics

Tools	Cable diagnostic, ping, traceroute, nslookup
-------	--

Security

Authentication	PAM — preshared key, Radius & TACACS+, IP & login attempts block
VLAN	Port VLAN separation
802.1x	Port-based network access control client and server
MAC filtering support	Allow specific MAC addresses to connect through specified ports, ignore unauthorized or disable the port if an unauthorized MAC address is detected

API

Teltonika Networks
Web API (beta) support

Expand your device's possibilities by using a set of configurable API endpoints to retrieve or change data. For more information, please refer to this documentation:

<https://developers.teltonika-networks.com>

System Characteristics

CPU Realtek, single core, 500MHz, MIPS-4KEc

RAM 128MB, DDR3

FLASH storage 16 MB serial flash

Firmware/Configuration

WEB UI Update FW from file, check FW on server, configuration profiles, configuration backup

FOTA Update FW

RMS Update FW/configuration for multiple devices at once

Keep settings Update FW without losing current configuration

Factory settings reset A full factory reset restores all system settings, including the IP address, PIN, and user data to the default manufacturer's configuration

FIRMWARE CUSTOMISATION

Operating system SwmOS (OpenWrt based Linux OS)

Supported languages Busybox shell, Lua, C, C++

Development tools SDK package with build environment provided

Package Manager The Package Manager is a service used to install additional software on the device

Performance Specifications

Bandwidth (Non-blocking) 56 Gbps

Forwarding rate 83.33 Mpps

Packet buffer 512 KB

MAC address table size 8K entries

Jumbo frame support 10000 bytes

Power

Connector C14 connector

Input voltage range 100-240 VAC, 50/60 Hz

Power consumption Idle: 5.5 W / Max: 20 W

Physical Interfaces

Ethernet	24 x RJ45 ports, 10/100/1000 Mbps
Fiber	4 x SFP ports
Status LEDs	1 x Power LED, 48 x ETH status LEDs, 1 x Status LED, 4 x SFP status LEDs
Power	1 x C14 connector
Reset	Software reset button
Other	1 x Grounding screw

Physical Specification

Casing material	Anodized aluminum housing and panels
Dimensions (W x H x D)	483 x 44 x 234 mm
Weight	1853 g
Mounting options	Rack mounting kit

Operating Environment

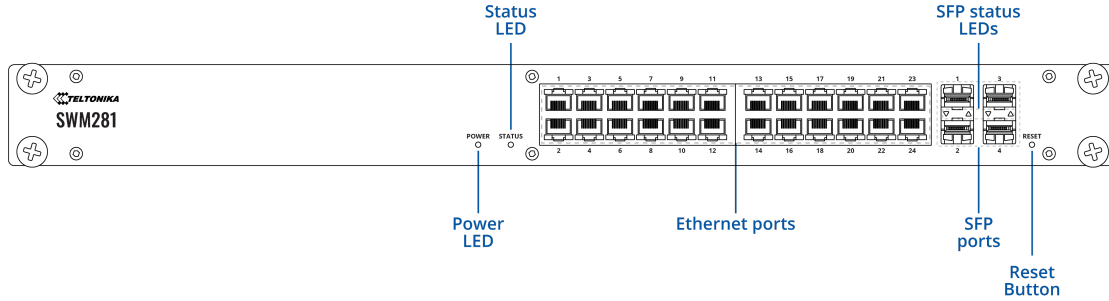
Operating temperature	0 °C to 50 °C
Operating humidity	10% to 90% non-condensing
Ingress Protection Rating	IP30

Regulatory & Type Approvals

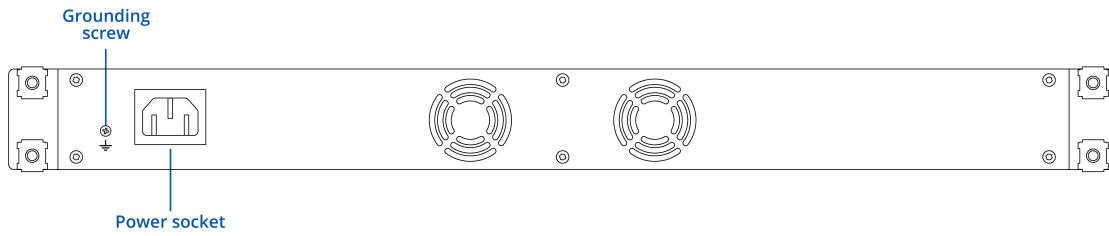
Regulatory	CE, UKCA, CB, RCM, FCC, IC
------------	----------------------------

Hardware

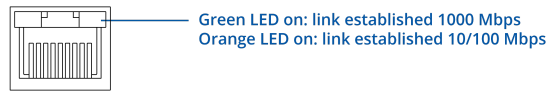
FRONT VIEW



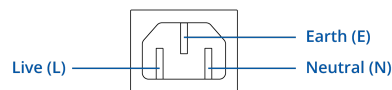
BACK VIEW



RJ45 LED MEANING



POWER SOCKET PINOUT



Ordering

Standard package*



SWM281



QUICK START GUIDE

*Standard package contents may differ based on standard order codes.

For more information on all available packaging options – please [contact us](#) directly.

Classification codes

HS Code: 851762

HTS: 8517.62.00

Available versions

<p>SWM281 *****0 PROFINET disabled by default</p>	<p>N/A</p>	<p>SWM281000200 / Standard package without power cord SWM281000700 / Standard package with EU power cord SWM281000800 / Standard package with UK power cord SWM281000900 / Standard package with US power cord SWM281000A00 / Standard package with AU power cord</p>
--	------------	---

<p>SWM281 *****1 Profinet Class B conformance</p>	<p>N/A</p>	<p>SWM281000201 / Standard package without power cord</p>
--	------------	---

SWM281 spatial measurements


Available versions

<p>Box:</p>	<p>510 x 73 x 318 mm</p>
<p>Device housing (W x H x D)*</p>	<p>483 x 44 x 234 mm</p>

*Housing measurements are presented without antenna connectors and screws; for measurements of other device elements look to the sections below

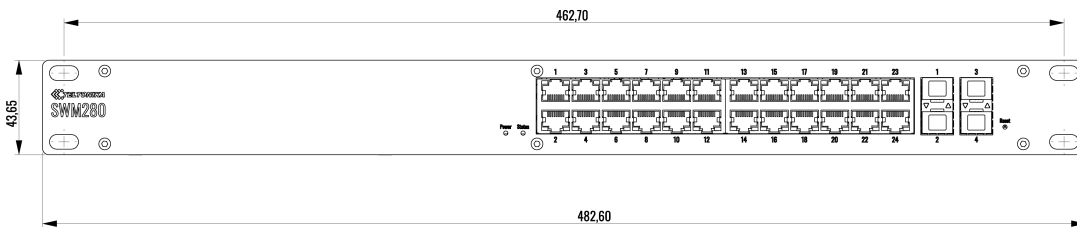
TOP VIEW

The figure below depicts the measurements of device and its components as seen from the top:



FRONT VIEW

The figure below depicts the measurements of device and its components as seen from the front panel side:



REAR VIEW

The figure below depicts the measurements of device and its components as seen from the back panel side:

