


K2008

Latitude Network Module

Features

- ▶ Compatible with Latitude Addressable Fire Panels and Vision Repeaters
- ▶ Full duplex RS485 comms for Latitude network
- ▶ Full duplex comms interface for Schraner fire brigade equipment
- ▶ (German markets)
- ▶ Selectable network in/out baud rates
- ▶ On board diagnostic LEDs
- ▶ Partially or Fully isolated options

Please contact technical support for more information surrounding current compliance's and availabilities



Description

The Latitude Network Module is an optional addition to Latitude Addressable Fire Alarm Control Panels providing supervised, enhanced high-speed network communication. The Network Module provides two full Duplex RS485 outputs, one for networking of Latitude Panels and one for interfacing to Schraner fire brigade equipment to support the German market.

Networking Latitude Panels requires a Network Module to be installed in each panel on the network with a maximum of 127 panels connected in total. Networks of Latitude Panels allow sharing of status information between multiple panels installed across large sites.

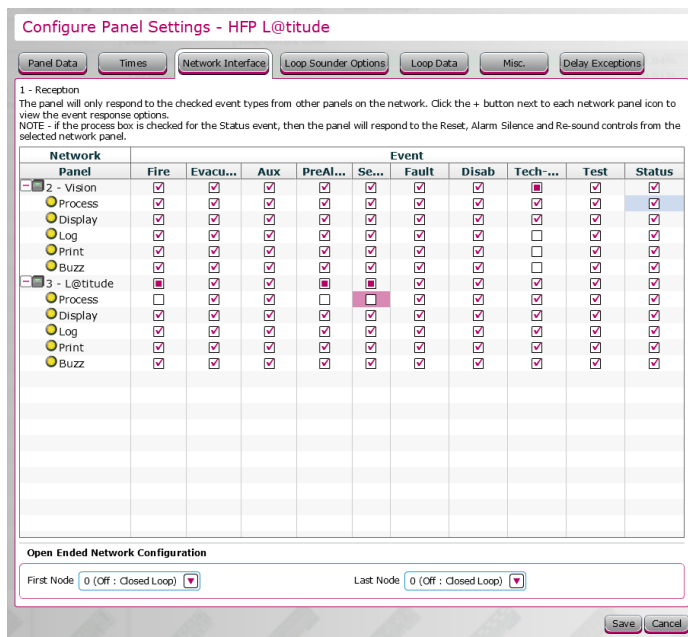
Two versions of the Network Module are available:
K2008 is the standard Network Module which provides single ended isolation and weak open and short circuit monitoring in compliance with EN54-13.
K2008FI is the fully isolated Network Module required when using third party

protocol translators (such as fibre converters) which do not have isolated power supplies. It does not support EN54-13 circuit monitoring.

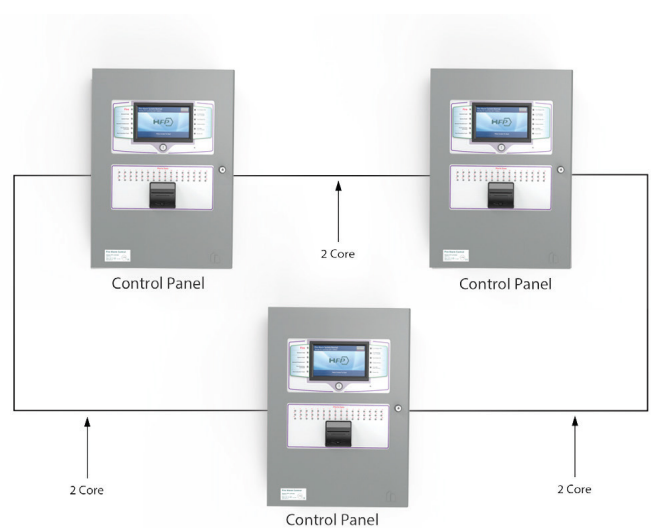
The Network Module has 11 status LED indicators providing vital diagnostic information to engineers.

Network in and out baud rates can be configured independently through the Latitude Panel settings, again this may be useful when using third party networking interfaces such as fibre optic converters which may operate on different baud rates.

The Network Module is also compatible with Latitude Vision Repeaters, the Repeater is provided with a Network Module pre-fitted as standard.



Flexible network configuration options using simple to follow PC configuration programme.



Two core loop wiring ensures network integrity by providing full isolation of faulty wiring segments.

K2008

Latitude Network Module

Ordering codes

Part no.	Description
K2008	Latitude Network Module Standard module with single ended isolation and support for EN54-13 circuit monitoring.
K2008FI	Latitude Network Module - fully isolated Fully isolated Network Module required when using third party networking interfaces such as fibre optic converters which do not have isolated power supplies. Does not support EN54-13 circuit monitoring.

Specification

Operating voltage	24V DC
Protocol	RS485
Indicators	LED 1 – Heartbeat (Red) LED 2 – TX comms Latitude network (Green) LED 3 – RX comms Latitude network (Green) LED 4 - Yellow – Internal fault Latitude network (Yellow) LED 5 – TX comms Schraner Interface (Green) LED 6 – RX comms Schraner Interface (Green) LED 7 – Internal fault Schraner Interface (Yellow) LED 8 – SPI Bus comms for processors (Green) LED 9 – Duplex status (Yellow), Full Duplex – on, Half Duplex – off LED 10 – Ethernet “engineering interface” LED 12 – Ethernet “engineering interface”
Baud rates	Independently selectable for comms in and out through Latitude Panel settings: 19200 115200 128000
Maximum distance between network nodes	1200m
Recommended network cable types	Up to 600m between network nodes - Belden 9721 Up to 1200m between network nodes - Belden 9860



For further information visit our website.
Hochiki reserves the right to alter the specification of its products from time to time without notice. Although every effort has been made to ensure the accuracy of the information contained in this document it is not warranted or represented by Hochiki to be a complete and up-to-date description. Check online for current version.

